
Schweizerischer Schafzuchtverband

Fédération suisse d'élevage ovin

Federazione svizzera d'allevamento ovino



Statistik nach Kanton

Ergänzung zum Jahresbericht 2016



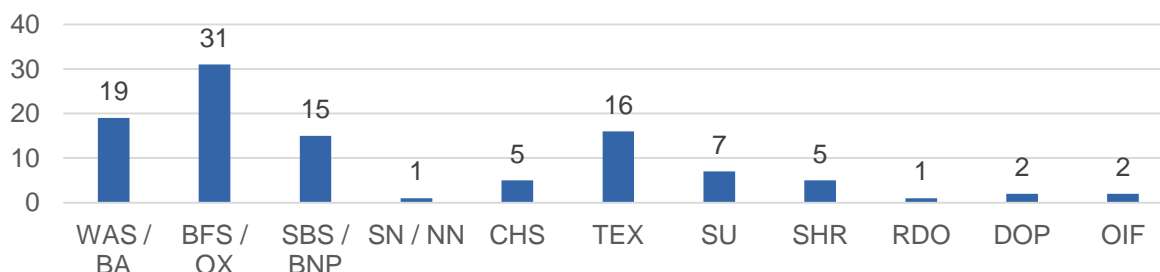
Inhaltsverzeichnis

| | |
|--------------|----|
| AG..... | 2 |
| AI | 3 |
| AR..... | 4 |
| BE | 5 |
| BL | 6 |
| FR..... | 7 |
| GE..... | 8 |
| GL..... | 9 |
| GR | 10 |
| JU | 11 |
| LU | 12 |
| NE..... | 13 |
| NW..... | 14 |
| OW..... | 15 |
| SG..... | 16 |
| SH..... | 17 |
| SO..... | 18 |
| SZ | 19 |
| TG..... | 20 |
| TI..... | 21 |
| UR..... | 22 |
| VD..... | 23 |
| VS | 24 |
| ZG..... | 25 |
| ZH | 26 |
| FL..... | 27 |
| Anhang | 28 |



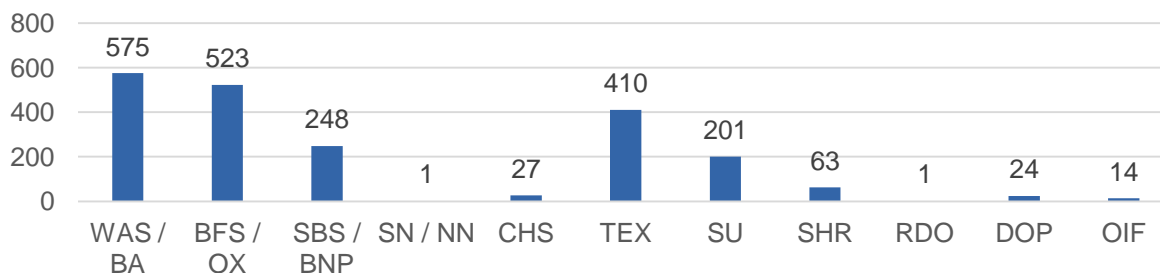
AG

Anteil Züchter 2016



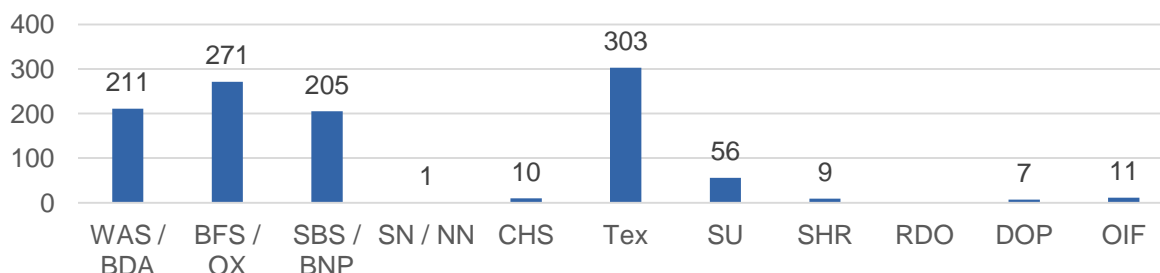
| Total Züchter | | Total Genossenschaften | |
|---------------|------|------------------------|------|
| 2016 | 2015 | 2016 | 2015 |
| 104 | 99 | 10 | 10 |

Herdebuchanteil per 1. Juni 2016



| Total | 2016 | 2015 |
|-------|-------|-------|
| | 2'087 | 2'285 |

Beurteilte Tiere 4 - 36 Monate nach Kanton



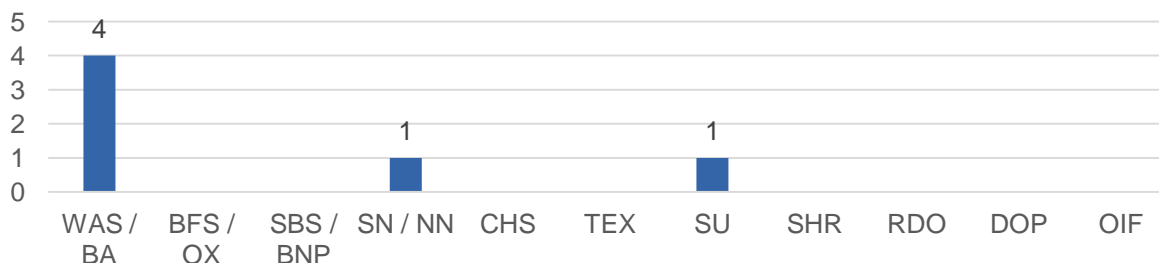
| Total | 2016 | 2015 |
|-------|-------|-------|
| | 1'084 | 1'039 |



AI


AI

Anteil Züchter 2016




| Total Züchter | | Total Genossenschaften | |
|---------------|------|------------------------|------|
| 2016 | 2015 | 2016 | 2015 |
| 6 | 4 | 1 | 1 |

Herdebuchanteil per 1. Juni 2016



| Total | 2016 | 2015 |
|-------|------|------|
| | 126 | 98 |

Beurteilte Tiere 4 - 36 Monate nach Kanton

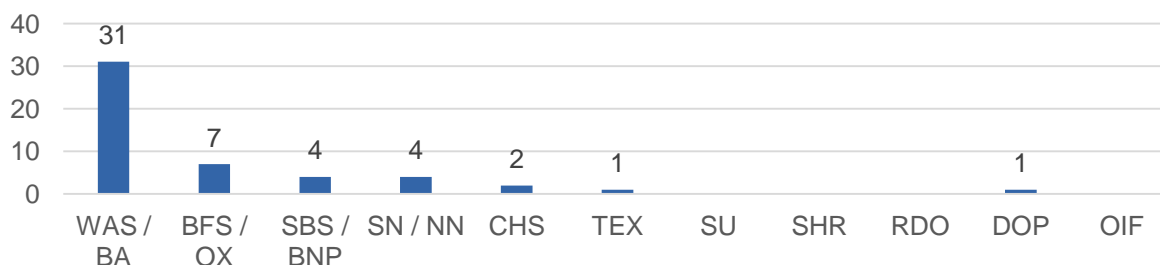


| Total | 2016 | 2015 |
|-------|------|------|
| | 41 | 48 |




AR

Anteil Züchter 2016



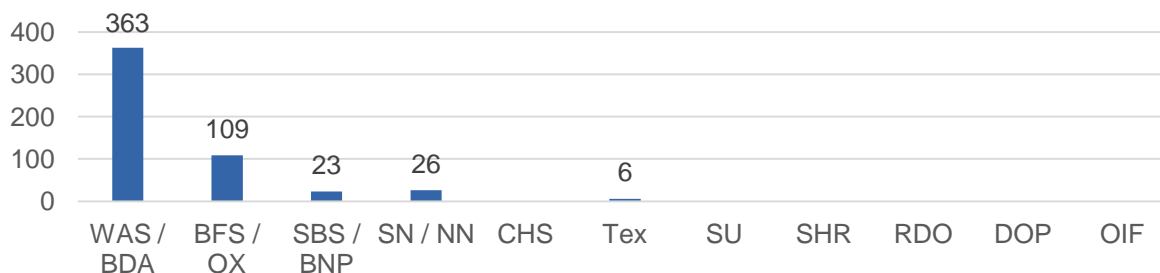
| Total Züchter | | Total Genossenschaften | |
|---------------|------|------------------------|------|
| 2016 | 2015 | 2016 | 2015 |
| 50 | 57 | 6 | 6 |

Herdebuchanteil per 1. Juni 2016



| Total | 2016 | 2015 |
|-------|-------|-------|
| | 1'016 | 1'261 |

Beurteilte Tiere 4 - 36 Monate nach Kanton

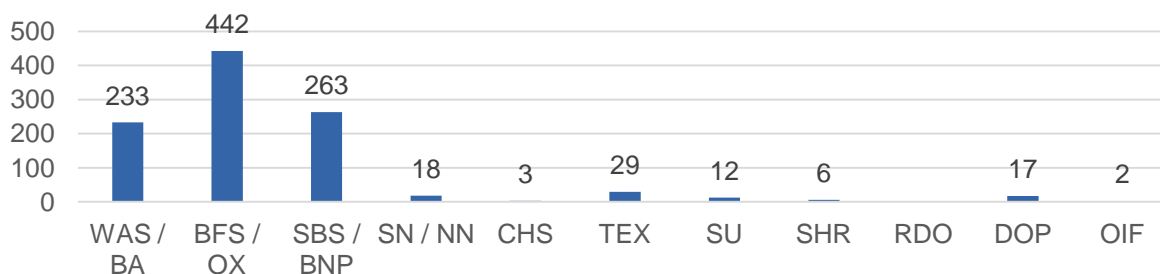


| Total | 2016 | 2015 |
|-------|------|------|
| | 527 | 559 |



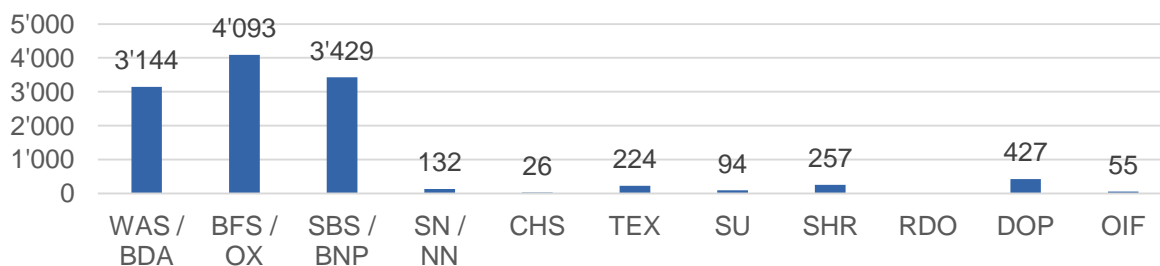
BE

Anteil Züchter 2016



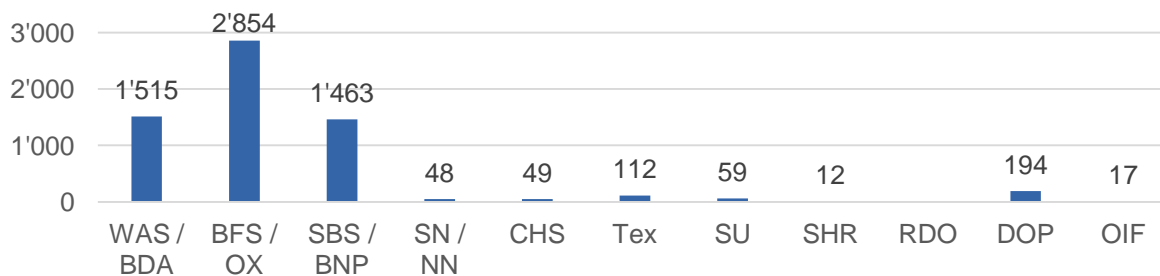
| Total Züchter | | Total Genossenschaften | |
|---------------|-------|------------------------|------|
| 2016 | 2015 | 2016 | 2015 |
| 1'025 | 1'083 | 90 | 90 |

Herdebuchanteil per 1. Juni 2016



| Total | 2016 | 2015 |
|-------|--------|--------|
| | 11'881 | 15'101 |

Beurteilte Tiere 4 - 36 Monate nach Kanton

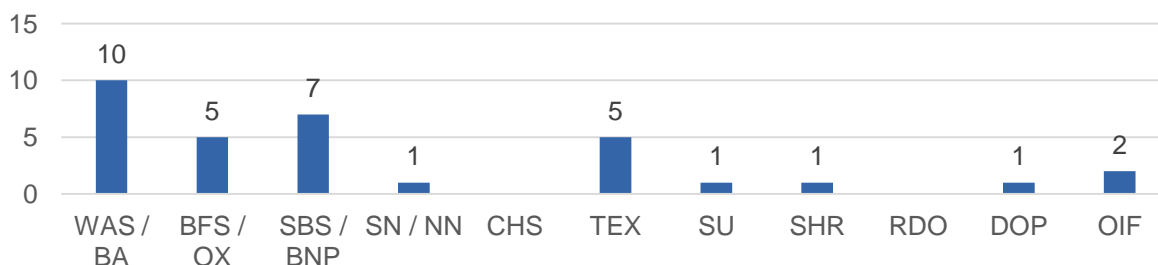


| Total | 2016 | 2015 |
|-------|-------|-------|
| | 6'323 | 6'533 |



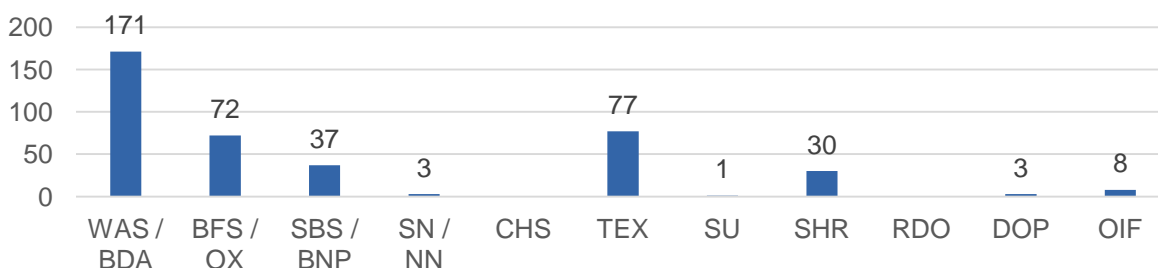
BL

Anteil Züchter 2016



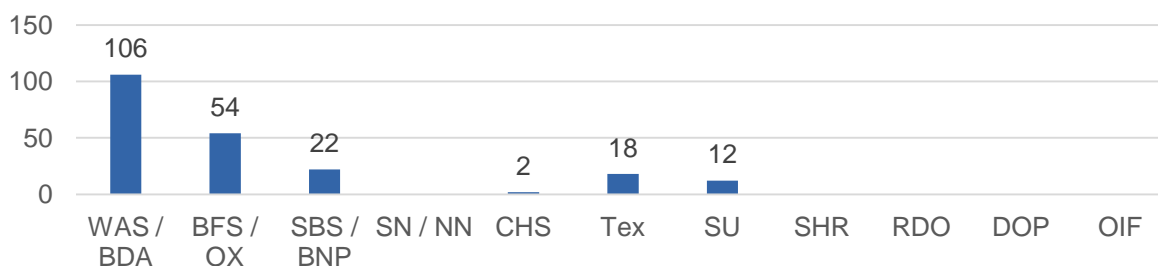
| Total Züchter | | Total Genossenschaften | |
|---------------|------|------------------------|------|
| 2016 | 2015 | 2016 | 2015 |
| 33 | 28 | 1 | 1 |

Herdebuchanteil per 1. Juni 2016



| Total | 2016 | 2015 |
|-------|------|------|
| | 402 | 558 |

Beurteilte Tiere 4 - 36 Monate nach Kanton

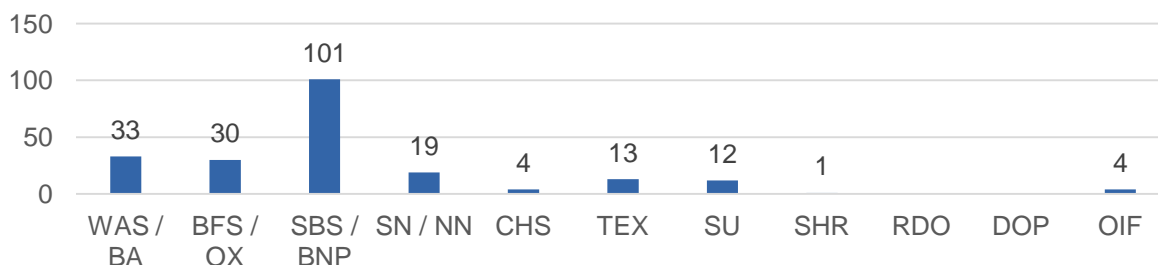


| Total | 2016 | 2015 |
|-------|------|------|
| | 214 | 259 |




FR

Anteil Züchter 2016



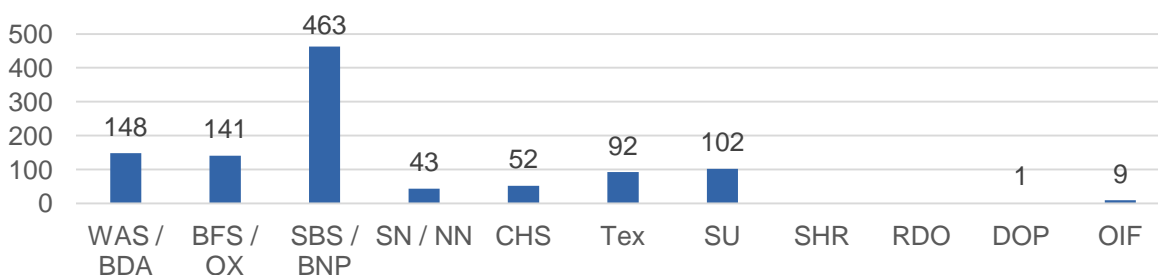
| Total Züchter | | Total Genossenschaften | |
|---------------|------|------------------------|------|
| 2016 | 2015 | 2016 | 2015 |
| 217 | 230 | 20 | 20 |

Herdebuchanteil per 1. Juni 2016



| Total | 2016 | 2015 |
|-------|-------|-------|
| | 2'993 | 3'171 |

Beurteilte Tiere 4 - 36 Monate nach Kanton




| Total | 2016 | 2015 |
|-------|-------|-------|
| | 1'051 | 1'036 |




GE

Anteil Züchter 2016




| Total Züchter | | Total Genossenschaften | |
|---------------|------|------------------------|------|
| 2016 | 2015 | 2016 | 2015 |
| 4 | 4 | 1 | 1 |

Herdebuchanteil per 1. Juni 2016



| Total | 2016 | 2015 |
|-------|------|------|
| | 491 | 458 |

Beurteilte Tiere 4 - 36 Monate nach Kanton

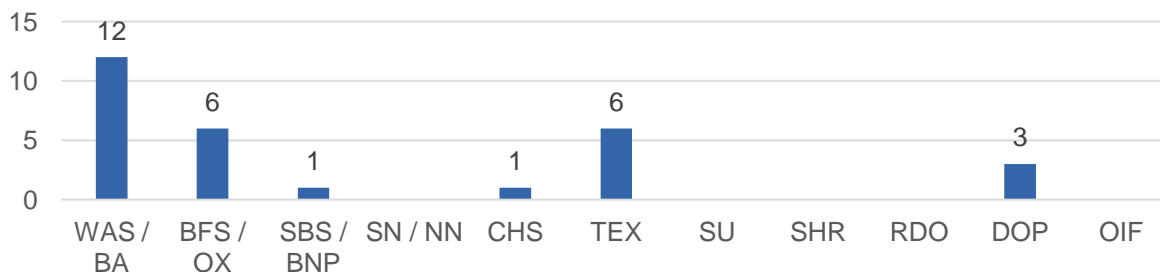


| Total | 2016 | 2015 |
|-------|------|------|
| | 150 | 56 |



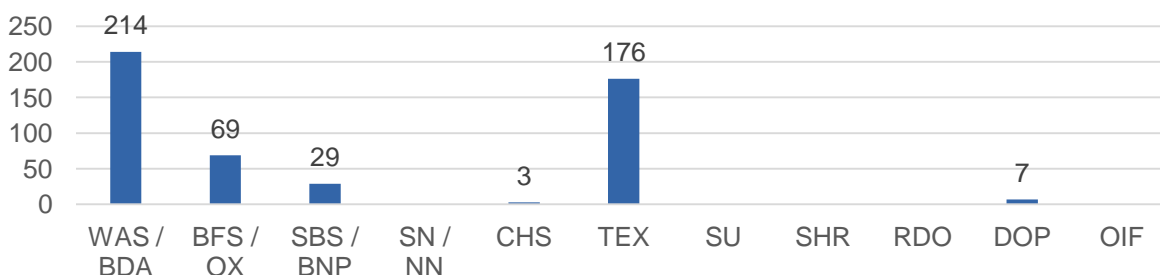
GL

Anteil Züchter 2016



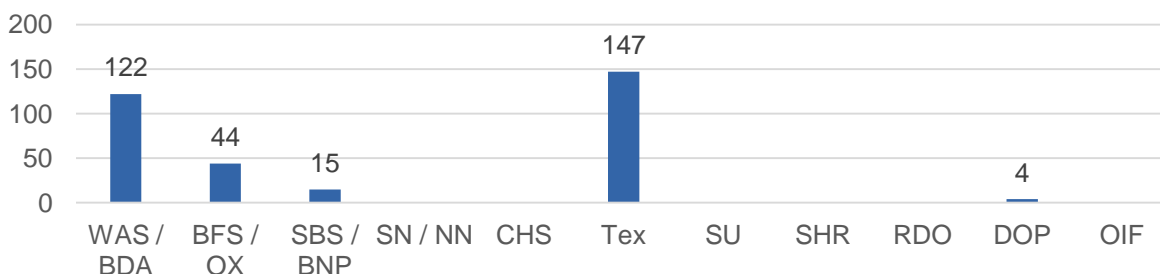
| Total Züchter | | Total Genossenschaften | |
|---------------|------|------------------------|------|
| 2016 | 2015 | 2016 | 2015 |
| 29 | 29 | 1 | 1 |

Herdebuchanteil per 1. Juni 2016



| Total | 2016 | 2015 |
|-------|------|------|
| | 498 | 552 |

Beurteilte Tiere 4 - 36 Monate nach Kanton

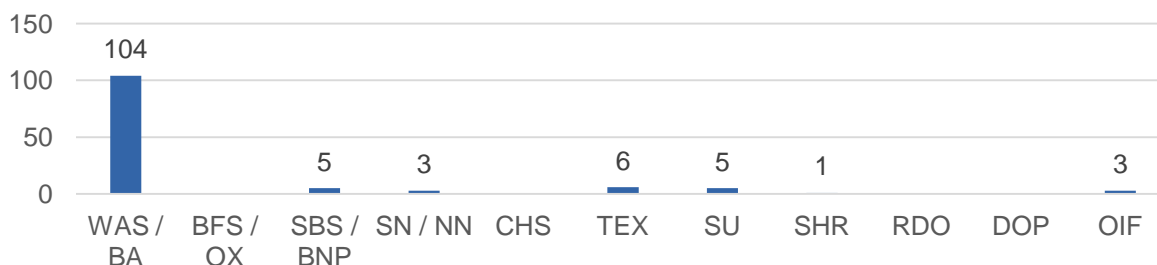


| Total | 2016 | 2015 |
|-------|------|------|
| | 332 | 292 |




GR

Anteil Züchter 2016




| Total Züchter | | Total Genossenschaften | |
|---------------|------|------------------------|------|
| 2016 | 2015 | 2016 | 2015 |
| 127 | 120 | 40 | 41 |

Herdebuchanteil per 1. Juni 2016



| Total | 2016 | 2015 |
|-------|-------|-------|
| | 3'451 | 3'855 |

Beurteilte Tiere 4 - 36 Monate nach Kanton

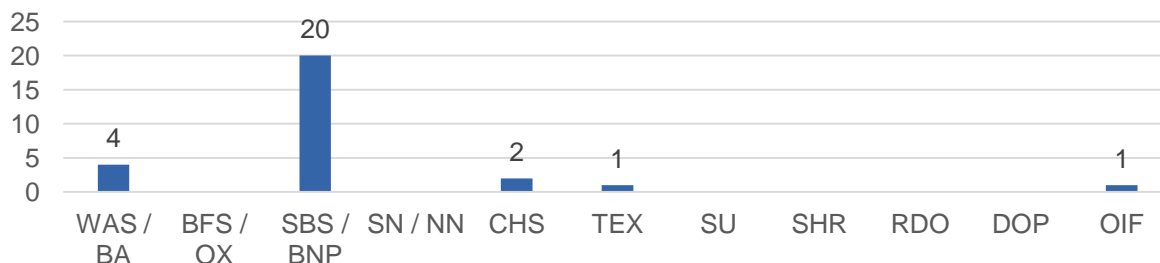


| Total | 2016 | 2015 |
|-------|-------|-------|
| | 1'296 | 1'431 |




JU

Anteil Züchter 2016




| Total Züchter | | Total Genossenschaften | |
|---------------|------|------------------------|------|
| 2016 | 2015 | 2016 | 2015 |
| 28 | 31 | 6 | 6 |

Herdebuchanteil per 1. Juni 2016



| Total | 2016 | 2015 |
|-------|------|------|
| | 822 | 881 |

Beurteilte Tiere 4 - 36 Monate nach Kanton

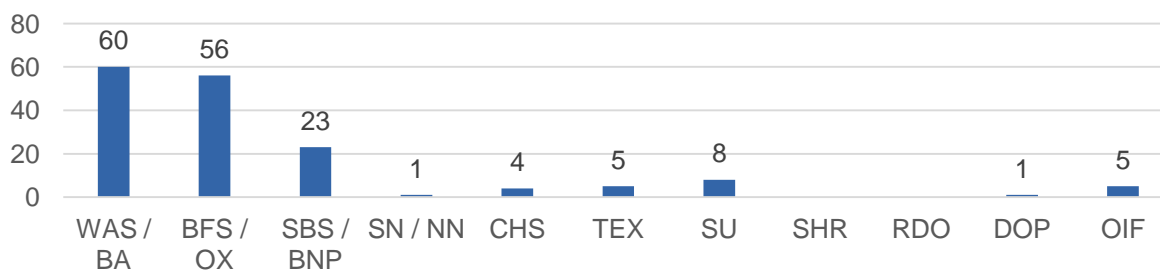


| Total | 2016 | 2015 |
|-------|------|------|
| | 359 | 426 |




LU

Anteil Züchter 2016



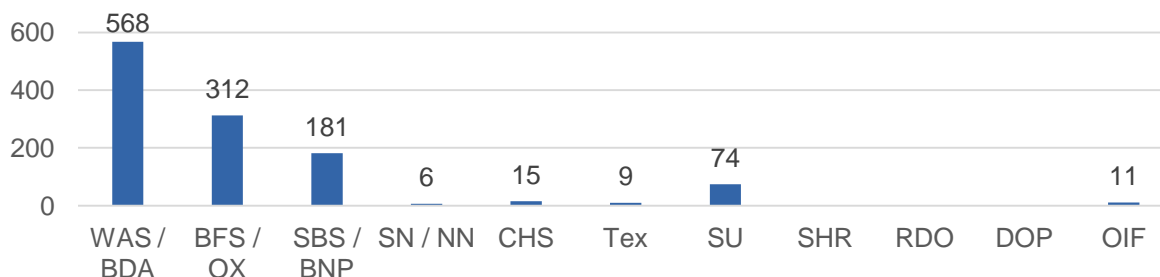
| Total Züchter | | Total Genossenschaften | |
|---------------|------|------------------------|------|
| 2016 | 2015 | 2016 | 2015 |
| 163 | 157 | 8 | 8 |

Herdebuchanteil per 1. Juni 2016



| Total | 2016 | 2015 |
|-------|-------|-------|
| | 2'728 | 2'564 |

Beurteilte Tiere 4 - 36 Monate nach Kanton



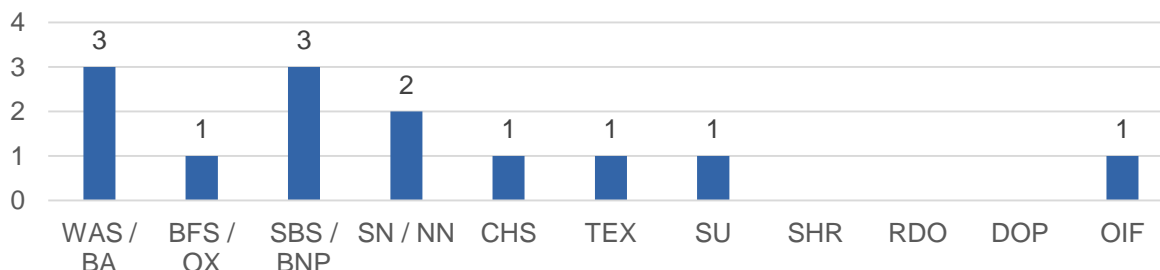
| Total | 2016 | 2015 |
|-------|-------|-------|
| | 1'176 | 1'143 |



NE

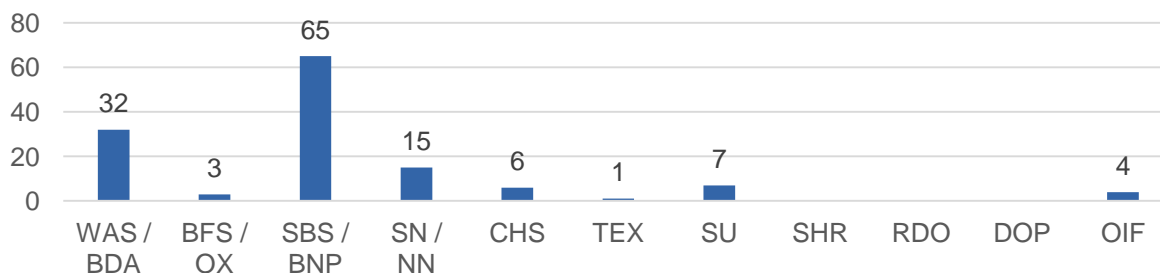
NE

Anteil Züchter 2016



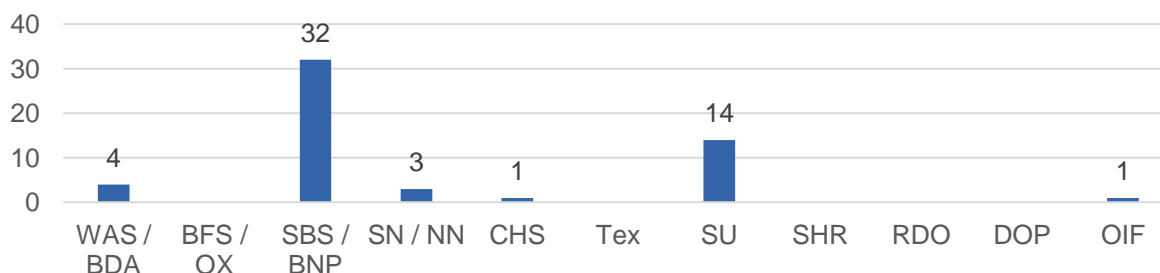
| Total Züchter | | Total Genossenschaften | |
|---------------|------|------------------------|------|
| 2016 | 2015 | 2016 | 2015 |
| 13 | 10 | 1 | 1 |

Herdebuchanteil per 1. Juni 2016



| Total | 2016 | 2015 |
|-------|------|------|
| | 133 | 128 |

Beurteilte Tiere 4 - 36 Monate nach Kanton

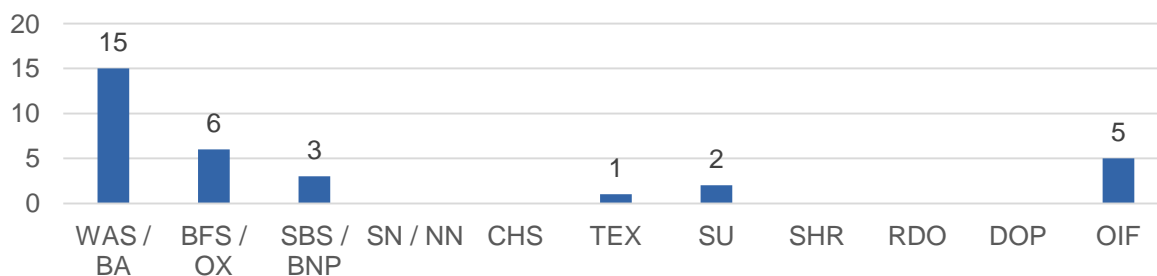


| Total | 2016 | 2015 |
|-------|------|------|
| | 55 | 47 |



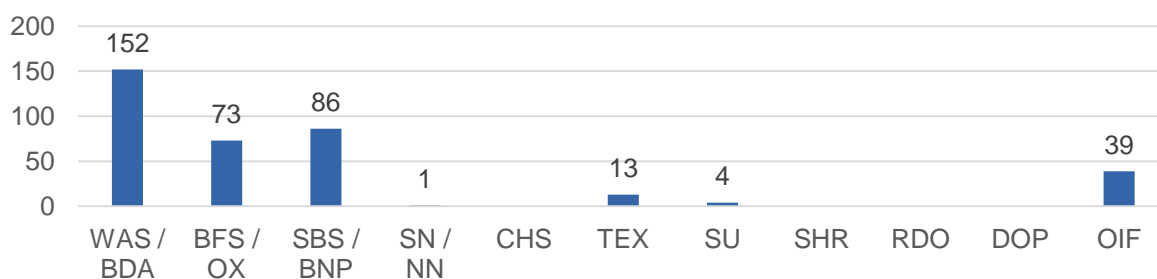
NW

Anteil Züchter 2016



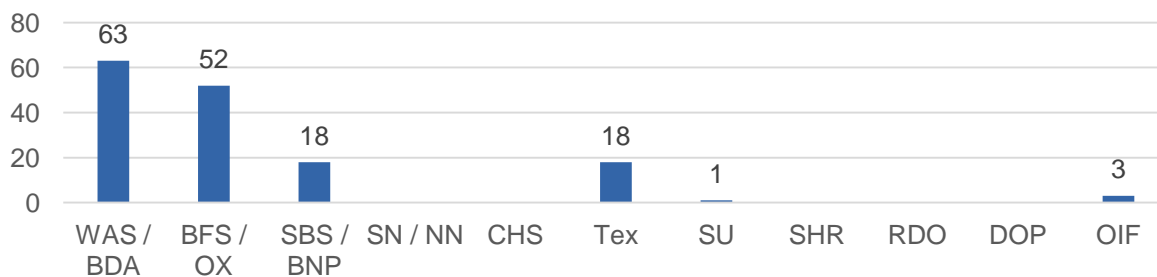
| Total Züchter | | Total Genossenschaften | |
|---------------|------|------------------------|------|
| 2016 | 2015 | 2016 | 2015 |
| 32 | 30 | 2 | 2 |

Herdebuchanteil per 1. Juni 2016



| Total | 2016 | 2015 |
|-------|------|------|
| | 368 | 323 |

Beurteilte Tiere 4 - 36 Monate nach Kanton

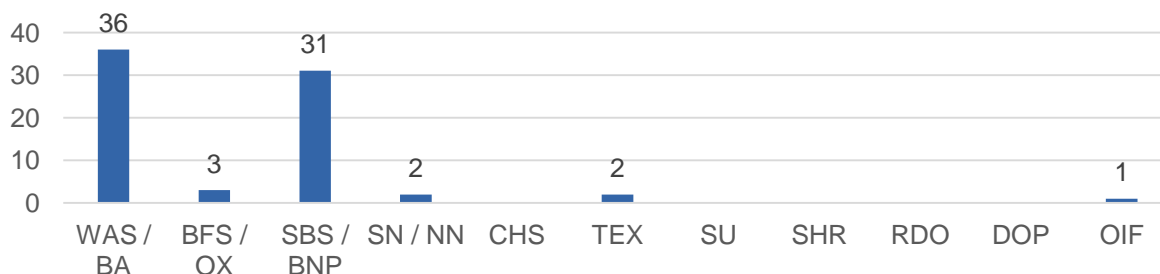


| Total | 2016 | 2015 |
|-------|------|------|
| | 155 | 134 |




OW

Anteil Züchter 2016



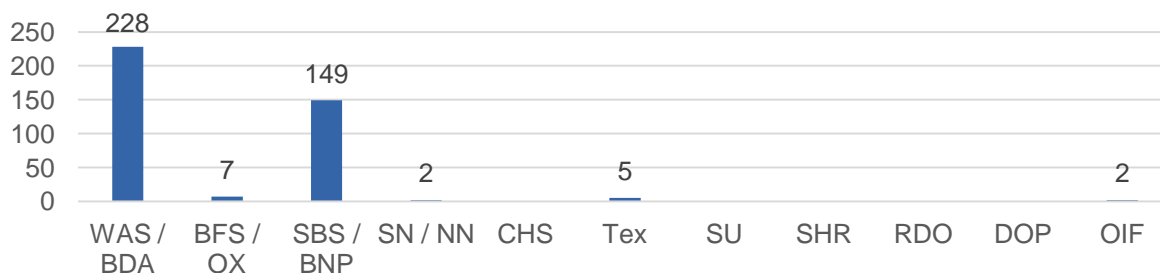
| Total Züchter | | Total Genossenschaften | |
|---------------|------|------------------------|------|
| 2016 | 2015 | 2016 | 2015 |
| 75 | 76 | 5 | 5 |

Herdebuchanteil per 1. Juni 2016



| Total | 2016 | 2015 |
|-------|------|-------|
| | 910 | 1'034 |

Beurteilte Tiere 4 - 36 Monate nach Kanton

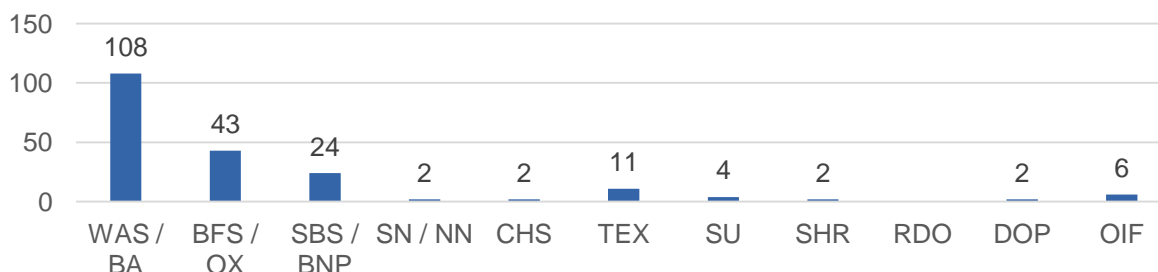


| Total | 2016 | 2015 |
|-------|------|------|
| | 393 | 344 |



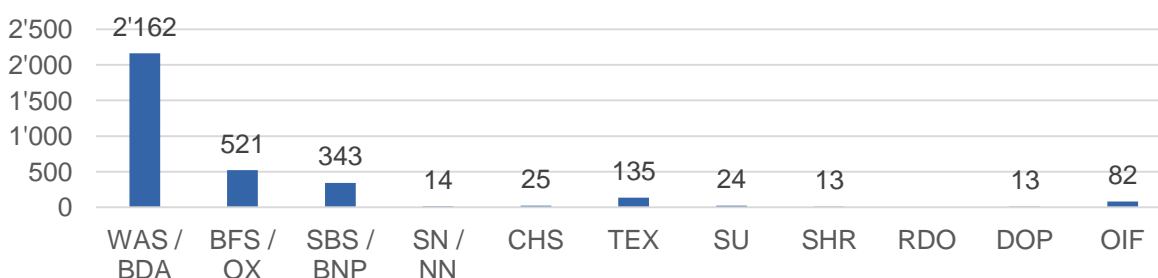
SG

Anteil Züchter 2016



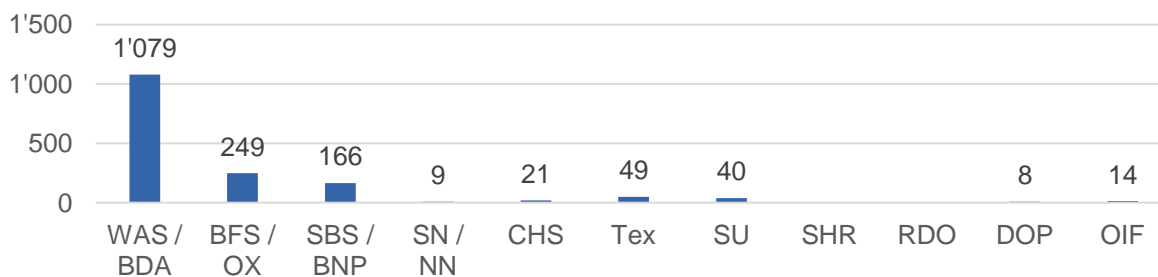
| Total Züchter | | Total Genossenschaften | |
|---------------|------|------------------------|------|
| 2016 | 2015 | 2016 | 2015 |
| 204 | 205 | 21 | 22 |

Herdebuchanteil per 1. Juni 2016



| Total | 2016 | 2015 |
|-------|-------|-------|
| | 3'332 | 3'655 |

Beurteilte Tiere 4 - 36 Monate nach Kanton

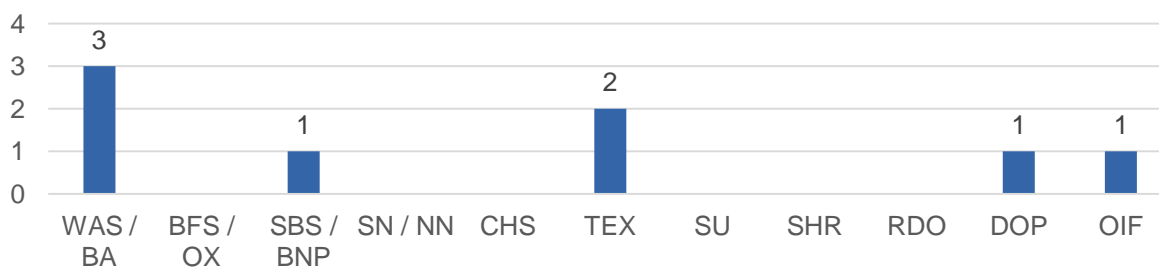


| Total | 2016 | 2015 |
|-------|-------|-------|
| | 1'635 | 1'634 |



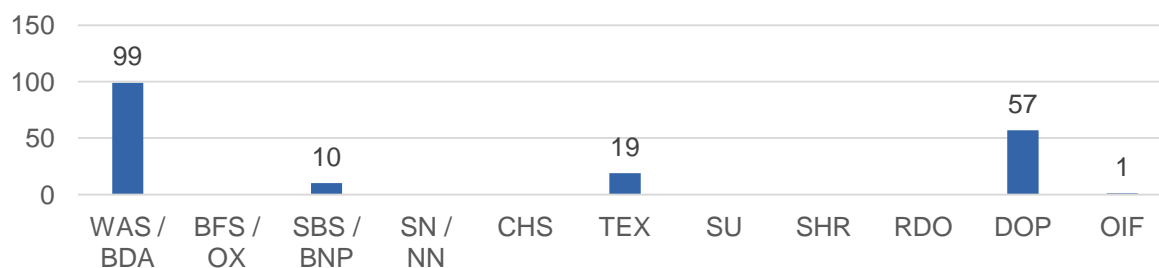
SH

Anteil Züchter 2016



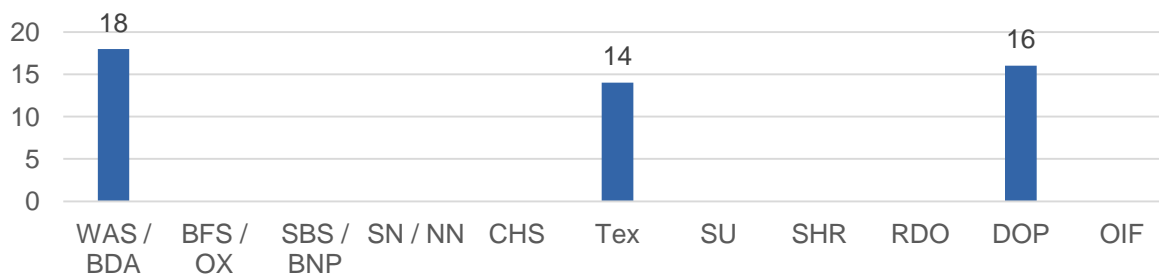
| Total Züchter | | Total Genossenschaften | |
|---------------|------|------------------------|------|
| 2016 | 2015 | 2016 | 2015 |
| 8 | 8 | 1 | 1 |

Herdebuchanteil per 1. Juni 2016



| Total | 2016 | 2015 |
|-------|------|------|
| | 186 | 145 |

Beurteilte Tiere 4 - 36 Monate nach Kanton

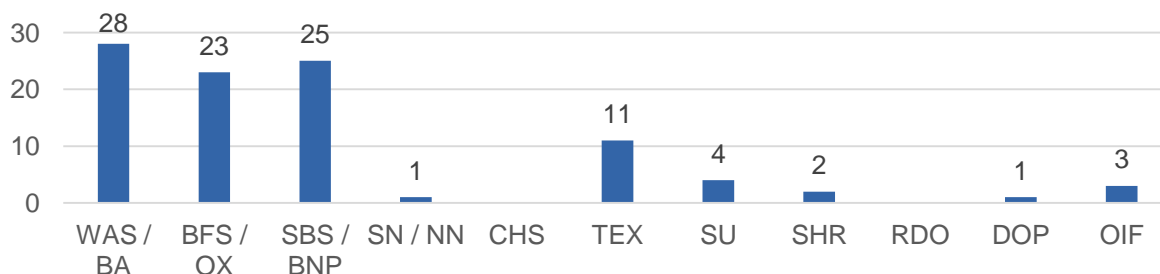


| Total | 2016 | 2015 |
|-------|------|------|
| | 48 | 83 |



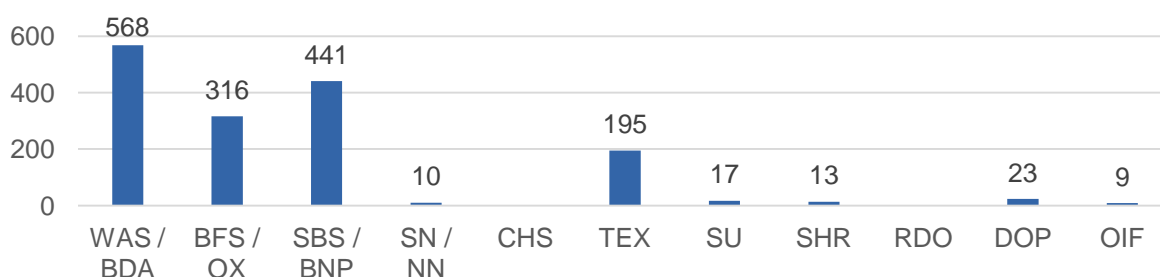
SO

Anteil Züchter 2016



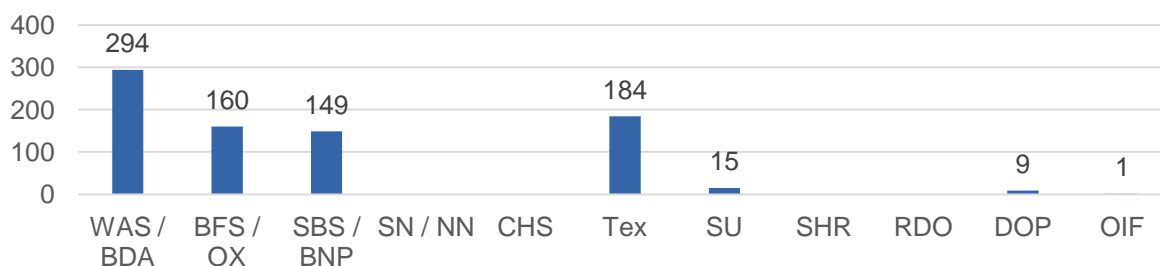
| Total Züchter | | Total Genossenschaften | |
|---------------|------|------------------------|------|
| 2016 | 2015 | 2016 | 2015 |
| 98 | 102 | 11 | 11 |

Herdebuchanteil per 1. Juni 2016



| Total | 2016 | 2015 |
|-------|-------|-------|
| | 1'592 | 1'584 |

Beurteilte Tiere 4 - 36 Monate nach Kanton




| Total | 2016 | 2015 |
|-------|------|------|
| | 812 | 784 |




SZ

Anteil Züchter 2016




| Total Züchter | | Total Genossenschaften | |
|---------------|------|------------------------|------|
| 2016 | 2015 | 2016 | 2015 |
| 117 | 106 | 10 | 10 |

Herdebuchanteil per 1. Juni 2016



| Total | 2016 | 2015 |
|-------|-------|-------|
| | 2'612 | 2'683 |

Beurteilte Tiere 4 - 36 Monate nach Kanton

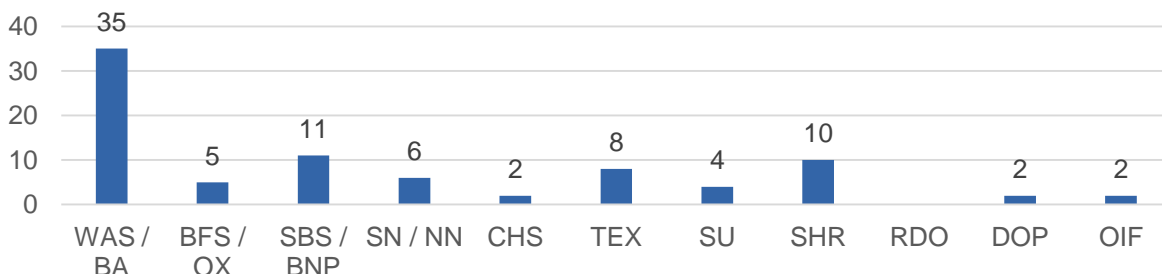


| Total | 2016 | 2015 |
|-------|-------|-------|
| | 1'202 | 1'109 |



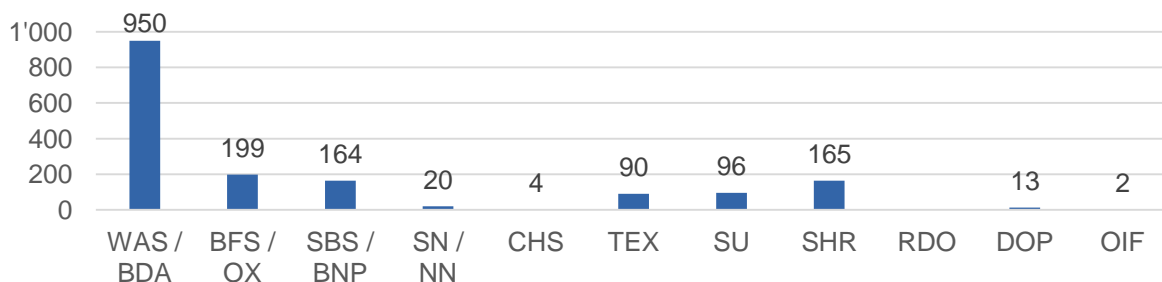
TG

Anteil Züchter 2016



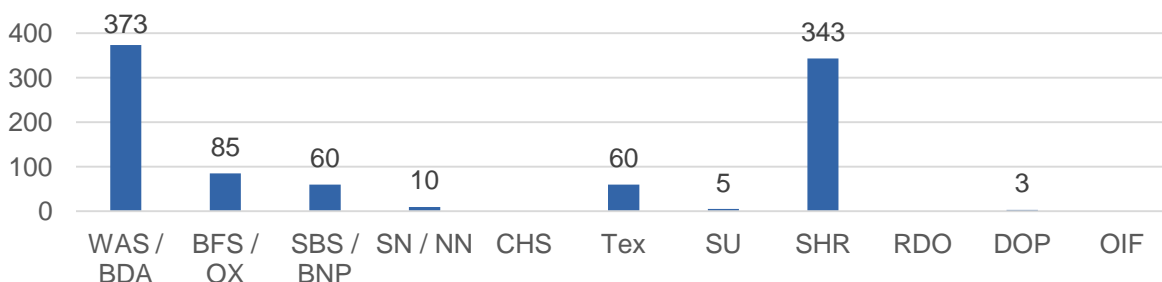
| Total Züchter | | Total Genossenschaften | |
|---------------|------|------------------------|------|
| 2016 | 2015 | 2016 | 2015 |
| 85 | 88 | 4 | 4 |

Herdebuchanteil per 1. Juni 2016



| Total | 2016 | 2015 |
|-------|-------|-------|
| | 1'703 | 2'215 |

Beurteilte Tiere 4 - 36 Monate nach Kanton




| Total | 2016 | 2015 |
|-------|------|------|
| | 939 | 831 |



TI


TI

Anteil Züchter 2016



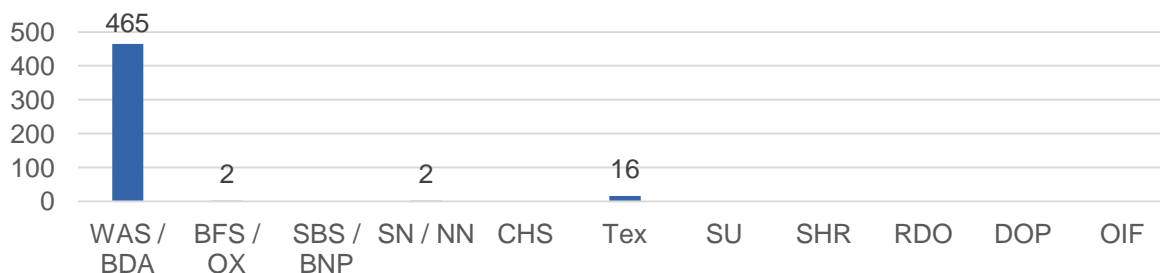
| Total Züchter | | Total Genossenschaften | |
|---------------|------|------------------------|------|
| 2016 | 2015 | 2016 | 2015 |
| 60 | 56 | 15 | 17 |

Herdebuchanteil per 1. Juni 2016



| Total | 2016 | 2015 |
|-------|-------|-------|
| | 1'560 | 1'699 |

Beurteilte Tiere 4 - 36 Monate nach Kanton




| Total | 2016 | 2015 |
|-------|------|------|
| | 485 | 630 |




UR

Anteil Züchter 2016



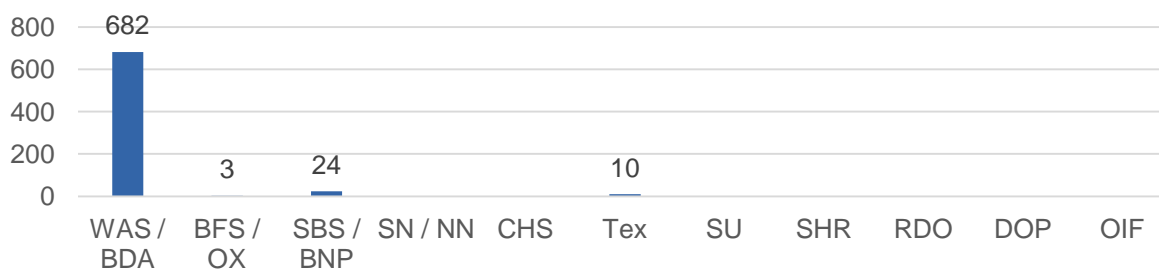
| Total Züchter | | Total Genossenschaften | |
|---------------|------|------------------------|------|
| 2016 | 2015 | 2016 | 2015 |
| 88 | 91 | 12 | 12 |

Herdebuchanteil per 1. Juni 2016



| Total | 2016 | 2015 |
|-------|-------|-------|
| | 1'830 | 2'096 |

Beurteilte Tiere 4 - 36 Monate nach Kanton

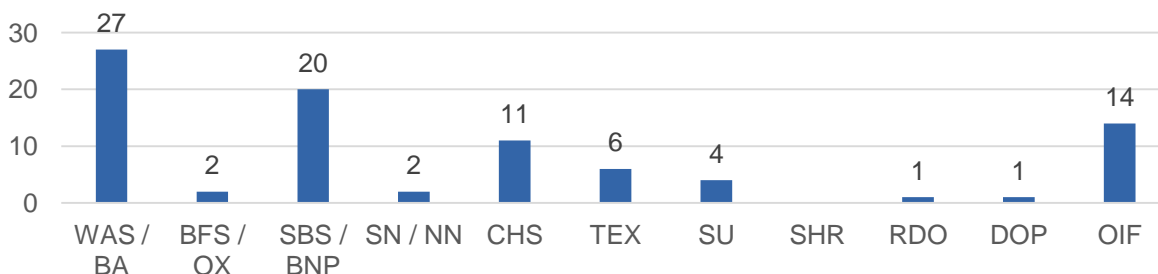


| Total | 2016 | 2015 |
|-------|------|------|
| | 719 | 714 |



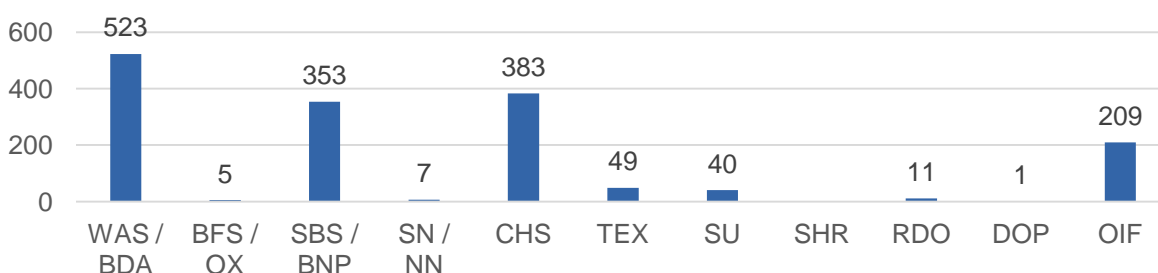
VD

Anteil Züchter 2016



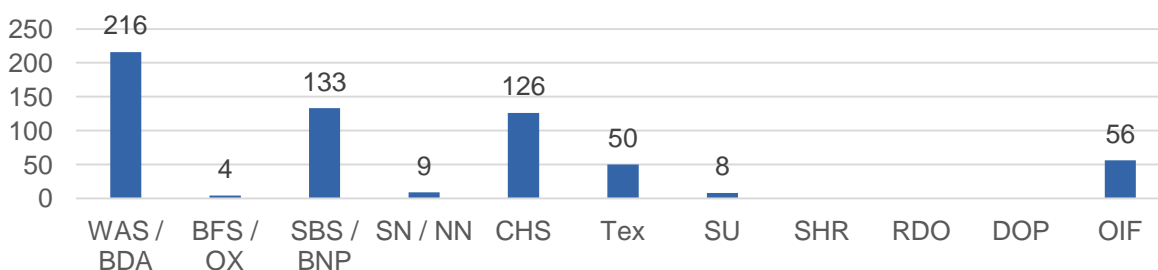
| Total Züchter | | Total Genossenschaften | |
|---------------|------|------------------------|------|
| 2016 | 2015 | 2016 | 2015 |
| 88 | 75 | 11 | 12 |

Herdebuchanteil per 1. Juni 2016



| Total | 2016 | 2015 |
|-------|-------|-------|
| | 1'581 | 1'626 |

Beurteilte Tiere 4 - 36 Monate nach Kanton

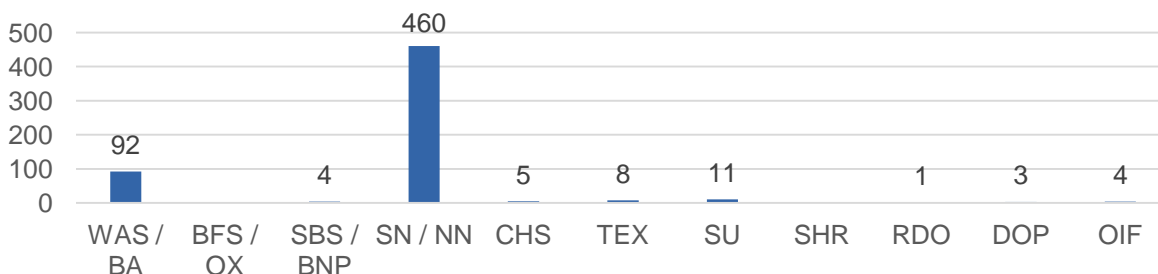


| Total | 2016 | 2015 |
|-------|------|------|
| | 602 | 583 |



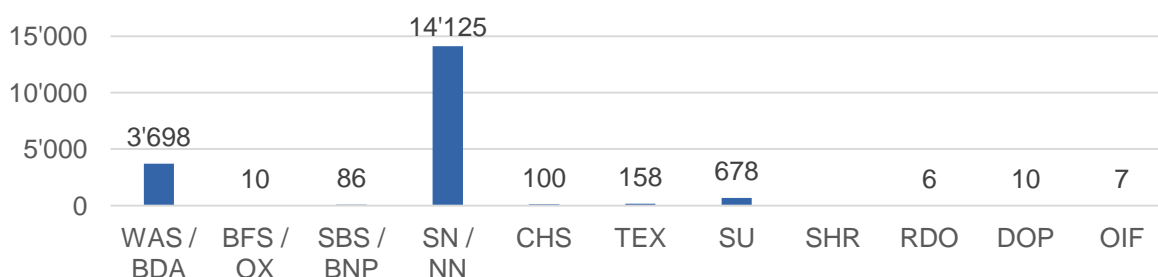
VS

Anteil Züchter 2016



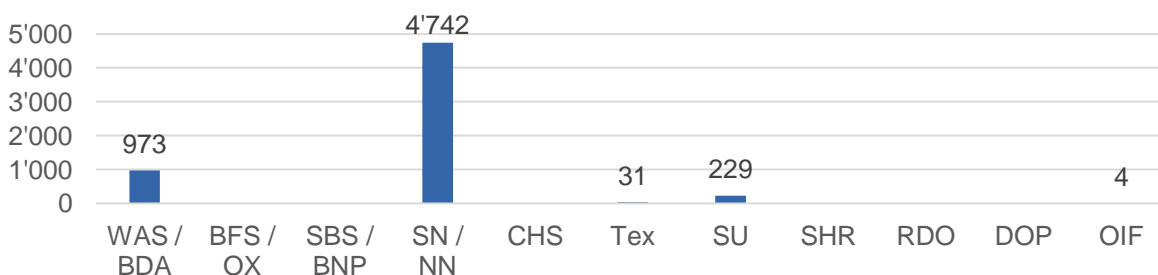
| Total Züchter | | Total Genossenschaften | |
|---------------|------|------------------------|------|
| 2016 | 2015 | 2016 | 2015 |
| 588 | 574 | 70 | 71 |

Herdebuchanteil per 1. Juni 2016



| Total | 2016 | 2015 |
|-------|--------|--------|
| | 18'878 | 20'297 |

Beurteilte Tiere 4 - 36 Monate nach Kanton

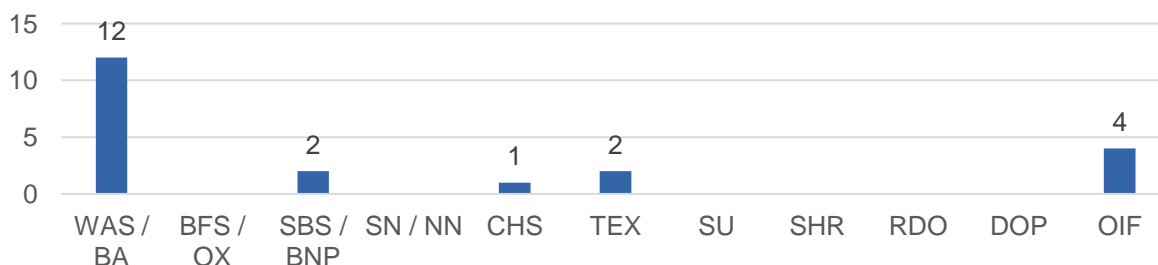


| Total | 2016 | 2015 |
|-------|-------|-------|
| | 5'979 | 5'944 |



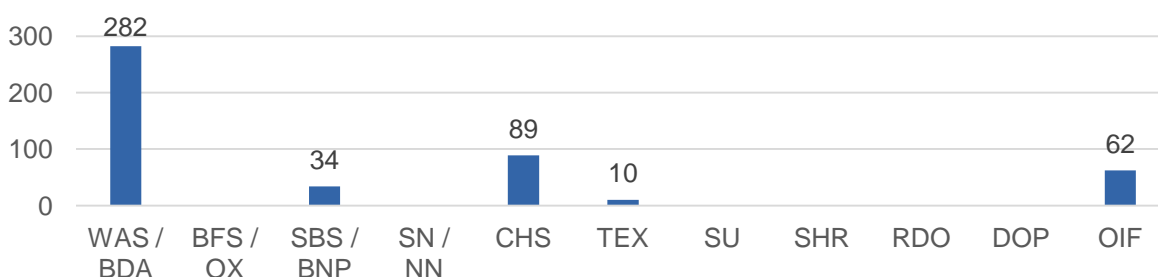
ZG

Anteil Züchter 2016



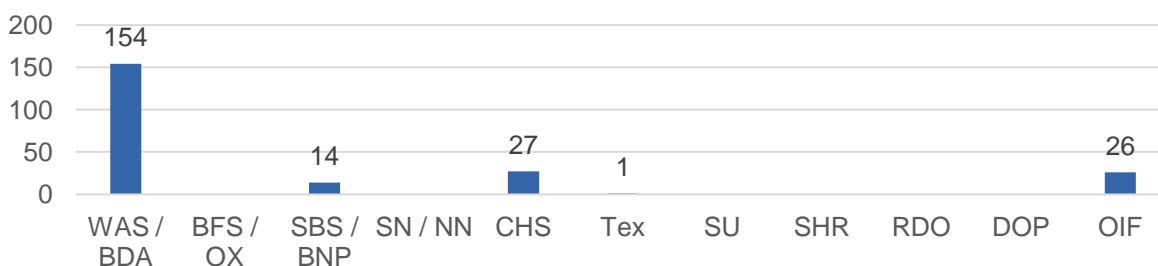
| Total Züchter | | Total Genossenschaften | |
|---------------|------|------------------------|------|
| 2016 | 2015 | 2016 | 2015 |
| 21 | 18 | 1 | 1 |

Herdebuchanteil per 1. Juni 2016



| Total | 2016 | 2015 |
|-------|------|------|
| | 477 | 474 |

Beurteilte Tiere 4 - 36 Monate nach Kanton

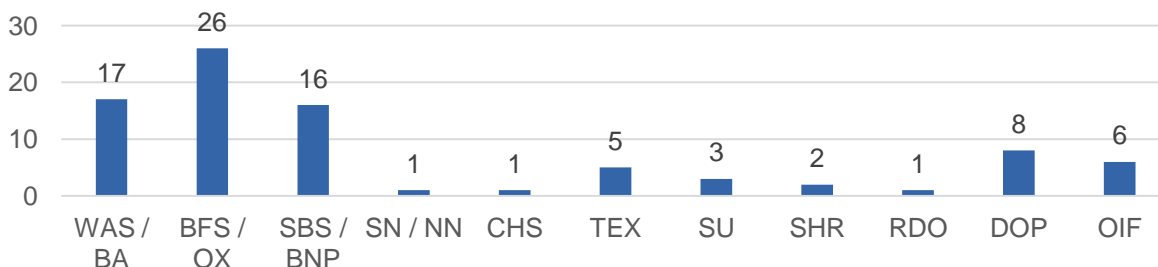


| Total | 2016 | 2015 |
|-------|------|------|
| | 222 | 144 |



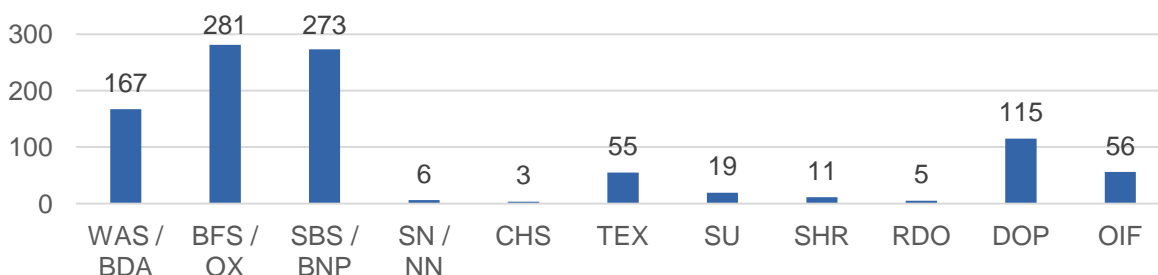
ZH

Anteil Züchter 2016



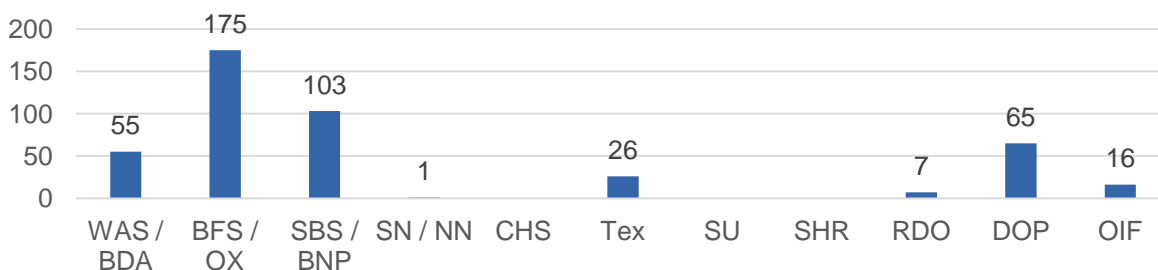
| Total Züchter | | Total Genossenschaften | |
|---------------|------|------------------------|------|
| 2016 | 2015 | 2016 | 2015 |
| 86 | 78 | 5 | 5 |

Herdebuchanteil per 1. Juni 2016



| Total | 2016 | 2015 |
|-------|------|-------|
| | 991 | 1'104 |

Beurteilte Tiere 4 - 36 Monate nach Kanton




| Total | 2016 | 2015 |
|-------|------|------|
| | 448 | 457 |




FL

Anteil Züchter 2016



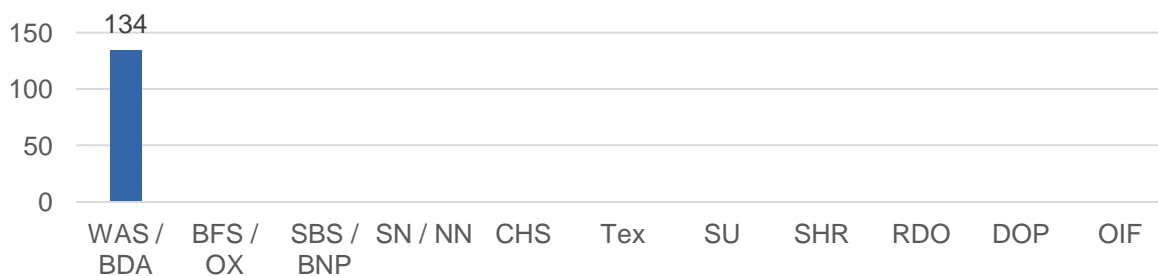
| Total Züchter | | Total Genossenschaften | |
|---------------|------|------------------------|------|
| 2016 | 2015 | 2016 | 2015 |
| 16 | 12 | 2 | 2 |

Herdebuchanteil per 1. Juni 2016



| Total | 2016 | 2015 |
|-------|------|------|
| | 353 | 366 |

Beurteilte Tiere 4 - 36 Monate nach Kanton



| Total | 2016 | 2015 |
|-------|------|------|
| | 134 | 162 |



Anhang

Anzahl Züchter und Genossenschaften/Vereine nach Rasse/Kanton

| Kanton | Rasse | | | | | | | | | | | Total Züchter | | Total Genossenschaften | |
|-------------|--------------|------------|------------|------------|-----------|------------|-----------|-----------|----------|-----------|-----------|---------------|-------|------------------------|------|
| | WAS / BA | BFS / OX | SBS / BNP | SN / NN | CHS | TEX | SU | SHR | RDO | DOP | OIF | 2016 | 2015 | 2016 | 2015 |
| AG | 19 | 31 | 15 | 1 | 5 | 16 | 7 | 5 | 1 | 2 | 2 | 104 | 99 | 10 | 10 |
| AI | 4 | | | 1 | | | 1 | | | | | 6 | 4 | 1 | 1 |
| AR | 31 | 7 | 4 | 4 | 2 | 1 | | | | 1 | | 50 | 57 | 6 | 6 |
| BE | 233 | 442 | 263 | 18 | 3 | 29 | 12 | 6 | | 17 | 2 | 1'025 | 1'083 | 90 | 90 |
| BL | 10 | 5 | 7 | 1 | | 5 | 1 | 1 | | 1 | 2 | 33 | 28 | 1 | 1 |
| FR | 33 | 30 | 101 | 19 | 4 | 13 | 12 | 1 | | | 4 | 217 | 230 | 20 | 20 |
| GE | 1 | 1 | | | | | | | 2 | | | 4 | 4 | 1 | 1 |
| GL | 12 | 6 | 1 | | 1 | 6 | | | | 3 | | 29 | 29 | 1 | 1 |
| GR | 104 | | 5 | 3 | | 6 | 5 | 1 | | | 3 | 127 | 120 | 40 | 41 |
| JU | 4 | | 20 | | 2 | 1 | | | | | 1 | 28 | 31 | 6 | 6 |
| LU | 60 | 56 | 23 | 1 | 4 | 5 | 8 | | | 1 | 5 | 163 | 157 | 8 | 8 |
| NE | 3 | 1 | 3 | 2 | 1 | 1 | 1 | | | | 1 | 13 | 10 | 1 | 1 |
| NW | 15 | 6 | 3 | | | 1 | 2 | | | | 5 | 32 | 30 | 2 | 2 |
| OW | 36 | 3 | 31 | 2 | | 2 | | | | | 1 | 75 | 76 | 5 | 5 |
| SG | 108 | 43 | 24 | 2 | 2 | 11 | 4 | 2 | | 2 | 6 | 204 | 205 | 21 | 22 |
| SH | 3 | | 1 | | | 2 | | | | 1 | 1 | 8 | 8 | 1 | 1 |
| SO | 28 | 23 | 25 | 1 | | 11 | 4 | 2 | | 1 | 3 | 98 | 102 | 11 | 11 |
| SZ | 85 | 15 | 4 | | 1 | 2 | 2 | 2 | | 2 | 4 | 117 | 106 | 10 | 10 |
| TG | 35 | 5 | 11 | 6 | 2 | 8 | 4 | 10 | | 2 | 2 | 85 | 88 | 4 | 4 |
| TI | 51 | 1 | 1 | 1 | | 2 | | | 2 | 1 | 1 | 60 | 56 | 15 | 17 |
| UR | 76 | 1 | 6 | 1 | | 3 | 1 | | | | | 88 | 91 | 12 | 12 |
| VD | 27 | 2 | 20 | 2 | 11 | 6 | 4 | | 1 | 1 | 14 | 88 | 75 | 11 | 12 |
| VS | 92 | | 4 | 460 | 5 | 8 | 11 | | 1 | 3 | 4 | 588 | 574 | 70 | 71 |
| ZG | 12 | | 2 | | 1 | 2 | | | | | 4 | 21 | 18 | 1 | 1 |
| ZH | 17 | 26 | 16 | 1 | 1 | 5 | 3 | 2 | 1 | 8 | 6 | 86 | 78 | 5 | 5 |
| FL | 14 | 2 | | | | | | | | | | 16 | 12 | 2 | 2 |
| 2016 | 1'113 | 706 | 590 | 526 | 45 | 146 | 82 | 32 | 8 | 46 | 71 | 3'365 | | 355 | |
| 2015 | 1'117 | 750 | 583 | 526 | 37 | 133 | 67 | 31 | 3 | 50 | 74 | | 3'371 | | 361 |



Entwicklung Herdebuchbestand 2012 – 2016 (Stichtag 1. Juni)

| Kanton | Rasse | | | | | | | | | | | Total 2016 | Total 2015 |
|-------------|---------------|--------------|--------------|---------------|------------|--------------|--------------|------------|------------|------------|------------|---------------|---------------|
| | WAS / BDA | BFS / OX | SBS / BNP | SN / NN | CHS | TEX | SU | SHR | RDO | DOP | OIF | | |
| AG | 575 | 523 | 248 | 1 | 27 | 410 | 201 | 63 | 1 | 24 | 14 | 2'087 | 2'285 |
| AI | 102 | | | 23 | | | 1 | | | | | 126 | 98 |
| AR | 639 | 257 | 62 | 11 | 31 | 15 | | | | 1 | | 1'016 | 1'261 |
| BE | 3'144 | 4'093 | 3'429 | 132 | 26 | 224 | 94 | 257 | | 427 | 55 | 11'881 | 15'101 |
| BL | 171 | 72 | 37 | 3 | | 77 | 1 | 30 | | 3 | 8 | 402 | 558 |
| FR | 506 | 357 | 1'432 | 157 | 131 | 130 | 221 | 9 | | | 50 | 2'993 | 3'171 |
| GE | 17 | 9 | | | | | | | 465 | | | 491 | 458 |
| GL | 214 | 69 | 29 | | 3 | 176 | | | | 7 | | 498 | 552 |
| GR | 3'144 | 2 | 8 | 27 | | 77 | 151 | 26 | | | 16 | 3'451 | 3'855 |
| JU | 82 | | 733 | | 2 | 3 | | | | | 2 | 822 | 881 |
| LU | 1'119 | 744 | 553 | 10 | 68 | 50 | 78 | 66 | | 9 | 31 | 2'728 | 2'564 |
| NE | 32 | 3 | 65 | 15 | 6 | 1 | 7 | | | | 4 | 133 | 128 |
| NW | 152 | 73 | 86 | 1 | | 13 | 4 | | | | 39 | 368 | 323 |
| OW | 500 | 112 | 241 | 49 | | 5 | | | | | 3 | 910 | 1'034 |
| SG | 2'162 | 521 | 343 | 14 | 25 | 135 | 24 | 13 | | 13 | 82 | 3'332 | 3'655 |
| SH | 99 | | 10 | | | 19 | | | | 57 | 1 | 186 | 145 |
| SO | 568 | 316 | 441 | 10 | | 195 | 17 | 13 | | 23 | 9 | 1'592 | 1'584 |
| SZ | 2'215 | 230 | 82 | | 2 | 8 | 7 | 26 | | 27 | 15 | 2'612 | 2'683 |
| TG | 950 | 199 | 164 | 20 | 4 | 90 | 96 | 165 | | 13 | 2 | 1'703 | 2'215 |
| TI | 1'527 | 13 | 2 | 2 | | 12 | | | 2 | 1 | 1 | 1'560 | 1'699 |
| UR | 1'733 | 8 | 44 | 1 | | 42 | 2 | | | | | 1'830 | 2'096 |
| VD | 523 | 5 | 353 | 7 | 383 | 49 | 40 | | 11 | 1 | 209 | 1'581 | 1'626 |
| VS | 3'698 | 10 | 86 | 14'125 | 100 | 158 | 678 | | 6 | 10 | 7 | 18'878 | 20'297 |
| ZG | 282 | | 34 | | 89 | 10 | | | | | 62 | 477 | 474 |
| ZH | 167 | 281 | 273 | 6 | 3 | 55 | 19 | 11 | 5 | 115 | 56 | 991 | 1'104 |
| FL | 318 | 35 | | | | | | | | | | 353 | 366 |
| 2016 | 24'639 | 7'932 | 8'755 | 14'614 | 900 | 1'954 | 1'641 | 679 | 490 | 731 | 666 | 63'001 | |
| 2015 | 28'251 | 8'738 | 9'861 | 16'465 | 730 | 1866 | 1'528 | 638 | 434 | 924 | 778 | | 70'213 |

| | | | | | | | | | | | | | |
|------|--------|--------|--------|--------|-----|------|-------|-----|-----|-------|-----|--|--------|
| 2014 | 29'688 | 9'100 | 10'226 | 16'433 | 868 | 1699 | 1'666 | 618 | 385 | 1'043 | 855 | | 72'581 |
| 2013 | 28'469 | 10'306 | 9'537 | 15'709 | 888 | 1492 | 1'265 | 676 | 270 | 1'012 | 656 | | 70'280 |
| 2012 | 30'527 | 9'709 | 10'060 | 13'851 | 843 | 1332 | 1'374 | 655 | 246 | 931 | 641 | | 70'169 |



Anhang

**Anzahl beurteilter Tiere im Alter von 4 - 36 Monaten
(01.08.2015 - 31.07.2016)**

| Kanton | Rasse | | | | | | | | | | | Total | |
|-------------|---------------|--------------|--------------|--------------|------------|--------------|------------|------------|------------|------------|------------|---------------|--------|
| | WAS / BDA | BFS / OX | SBS / BNP | SN / NN | CHS | TEX | SU | SHR | RDO | DOP | OIF | 2016 | 2015 |
| AG | 211 | 271 | 205 | 1 | 10 | 303 | 56 | 9 | | 7 | 11 | 1'084 | 1'039 |
| AI | 41 | | | | | | | | | | | 41 | 48 |
| AR | 363 | 109 | 23 | 26 | | 6 | | | | | | 527 | 559 |
| BE | 1'515 | 2'854 | 1463 | 48 | 49 | 112 | 59 | 12 | | 194 | 17 | 6'323 | 6'533 |
| BL | 106 | 54 | 22 | | 2 | 18 | 12 | | | | | 214 | 259 |
| FR | 148 | 141 | 463 | 43 | 52 | 92 | 102 | | | 1 | 9 | 1'051 | 1'036 |
| GE | | | | | | | | | 150 | | | 150 | 56 |
| GL | 122 | 44 | 15 | | | 147 | | | | 4 | | 332 | 292 |
| GR | 1'207 | | | 1 | | 35 | 48 | | | | 5 | 1'296 | 1'431 |
| JU | 51 | | 304 | | | 3 | | | | | 1 | 359 | 426 |
| LU | 568 | 312 | 181 | 6 | 15 | 9 | 74 | | | | 11 | 1'176 | 1'143 |
| NE | 4 | | 32 | 3 | 1 | | 14 | | | | 1 | 55 | 47 |
| NW | 63 | 52 | 18 | | | 18 | 1 | | | | 3 | 155 | 134 |
| OW | 228 | 7 | 149 | 2 | | 5 | | | | | 2 | 393 | 344 |
| SG | 1'079 | 249 | 166 | 9 | 21 | 49 | 40 | | | 8 | 14 | 1'635 | 1'634 |
| SH | 18 | | | | | 14 | | | | 16 | | 48 | 83 |
| SO | 294 | 160 | 149 | | | 184 | 15 | | | 9 | 1 | 812 | 784 |
| SZ | 1051 | 102 | 34 | | | 4 | | | | | 11 | 1'202 | 1'109 |
| TG | 373 | 85 | 60 | 10 | | 60 | 5 | 343 | | 3 | | 939 | 831 |
| TI | 465 | 2 | | 2 | | 16 | | | | | | 485 | 630 |
| UR | 682 | 3 | 24 | | | 10 | | | | | | 719 | 714 |
| VD | 216 | 4 | 133 | 9 | 126 | 50 | 8 | | | | 56 | 602 | 583 |
| VS | 973 | | | 4'742 | | 31 | 229 | | | | 4 | 5'979 | 5'944 |
| ZG | 154 | | 14 | | 27 | 1 | | | | | 26 | 222 | 144 |
| ZH | 55 | 175 | 103 | 1 | | 26 | | | 7 | 65 | 16 | 448 | 457 |
| FL | 134 | | | | | | | | | | | 134 | 162 |
| 2016 | 10'121 | 4'624 | 3'558 | 4'903 | 303 | 1'193 | 663 | 364 | 157 | 307 | 188 | 26'381 | |
| 2015 | 10'442 | 4'798 | 3'474 | 4'879 | 289 | 1'128 | 611 | 224 | 55 | 324 | 198 | | 26'422 |

| | | | | | | | | | | | | | |
|------|-------|-------|-------|-------|-----|-----|-----|-----|-----|-----|-----|--|--------|
| 2014 | 9'996 | 4'961 | 3'348 | 4'704 | 265 | 915 | 609 | 192 | 161 | 332 | 214 | | 25'697 |
|------|-------|-------|-------|-------|-----|-----|-----|-----|-----|-----|-----|--|--------|

